

## 80 litre gas bratt pans

The Electrolux 900-Line of modular cooking equipment is designed to meet the heavy duty cooking requirements of institutional caterers and the larger restaurants and hotel kitchens. The flexibility of the modular design, with innumerable configurations either free-standing, bridged or cantilever, can be precisely tailored to meet the needs of the caterer. The models detailed on this sheet are 80 litre gas bratt pans.



210301

### EASY TO INSTALL

- Main connections can be via the base of the unit.
- All models provided with service duct to facilitate installation.
- All models can be installed on cantilever system.

### EASY TO CLEAN

- Well and double skinned lid/worktop in 304 AISI stainless steel.
- Front, side, rear and bottom panels in stainless steel with Scotch Brite finish.
- All models have right-angled side edges to allow flush-fitting joints between units, eliminating gaps and possible dirt traps.

- The special design of the control knob system guarantees against water infiltration.

### EASY TO USE

- Burners in 304 AISI stainless steel with optimized combustion, flame failure device to protect against accidental extinguishing of the flame and automatic ignition with electronic flame control.
- Choice of well cooking surface in mild steel or compound (3 mm of 316 AISI stainless steel on top of 12 mm of mild steel).
- Mild steel: dry cooking and regular frying.
- Compound: like mild steel but also damp cooking.

- Working temperature (from 120°C to 300°C) controlled through a thermostat and energy input through an energy regulator.
- All the Bratt Pans incorporate an AISI tap as standard.
- Manual tilt mechanism to facilitate the emptying of the Bratt Pan.
- All gas appliances are supplied for use with natural gas, with LPG conversion jets supplied as standard.

### EASY TO MAINTAIN

- IPX5 water protection.

### EASY ON THE ENVIRONMENT

- 98% recyclable by weight.
- CFC free packaging.



**Electrolux**

**Elco 900**  
**80 litre gas bratt pans**

	ZBRTG3M 210301	ZBRTG3S 210302	ZBRTG3MA 210315	ZBRTG3SA 210316
<b>TECHNICAL DATA</b>				
Power supply	Gas	Gas	Gas	Gas
External dimensions - mm				
width	800	800	800	800
depth	930	930	930	930
height	850	850	850	850
Temperature limiter	●	●	●	●
Working temperature - min/max - °C	120, 300	120, 300	120, 300	120, 300
Power - kW				
gas	20	20	20	20
installed-electric	0.2	0.2	0.2	0.2
Net weight - kg.	150	150	150	150
Supply voltage	230, 1N, 50/60	230, 1N, 50/60	230, 1N, 50/60	230, 1N, 50/60
Automatic tilting			●	●
<b>ACCESSORIES</b>				
2 PANELS FOR SERVICE DUCT (BACK TO BACK)	206202	206202	206202	206202
2 PANELS FOR SERVICE DUCT (SINGLE INST.)	206181	206181	206181	206181
2 SIDE KICKING STRIPS	206180	206180	206180	206180
2 SIDE KICKING STRIPS F.CONCRETE INSTAL.			206157	
2 SIDE PANELS FOR GRILL / BRATT PAN	206207	206207	206207	206207
DRAUGHT DIVERTER WITH 150 MM DIAMETER		206132	206132	206132
FLANGED FEET KIT	206136	206136	206136	206136
FLUE CONDENSER FOR 1 MODULE DIAM.150MM	206156	206156	206156	206156
FRONTAL KICKING STRIP 1000 MM	206177	206177	206177	206177
FRONTAL KICKING STRIP 1200 MM	206178	206178	206178	206178
FRONTAL KICKING STRIP 1600 MM	206179	206179	206179	206179
FRONTAL KICKING STRIP 800 MM	206176	206176	206176	206176
FRONTAL PANEL FOR 80 LT BRATT PAN	206199	206199	206199	206199
JUNCTION SEALING KIT		206086	206086	206086
KIT 4 FEET GRILL/BRATT PAN-CONCRETE INST	206163	206163	206163	206163
MATCHING RING FOR FLUE CONDENSER 150DIAM	206133	206133	206133	206133
PRESSURE REGULATOR FOR GAS UNITS	927225	927225	927225	927225
REAR FLUE UPSTAND FOR LARGE CHIMNEY	206160	206160	206160	206160
SUPPORT FOR "BRIDGE" SYSTEM 1000 MM	206138	206138	206138	206138
SUPPORT FOR "BRIDGE" SYSTEM 1200 MM	206139	206139	206139	206139
SUPPORT FOR "BRIDGE" SYSTEM 1400 MM	206140	206140	206140	206140
SUPPORT FOR "BRIDGE" SYSTEM 1600 MM	206141	206141	206141	206141
SUPPORT FOR "BRIDGE" SYSTEM 800 MM	206137	206137	206137	206137

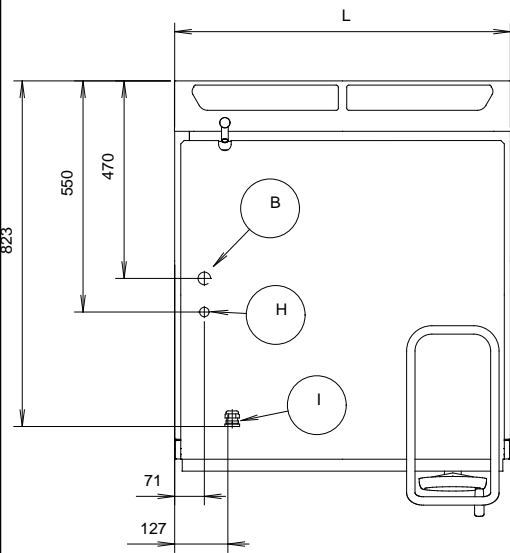
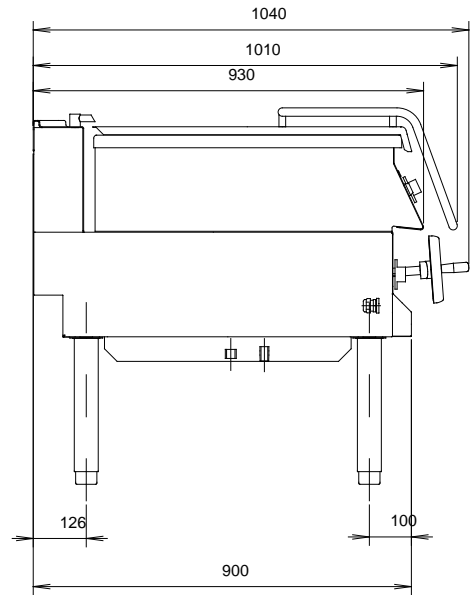
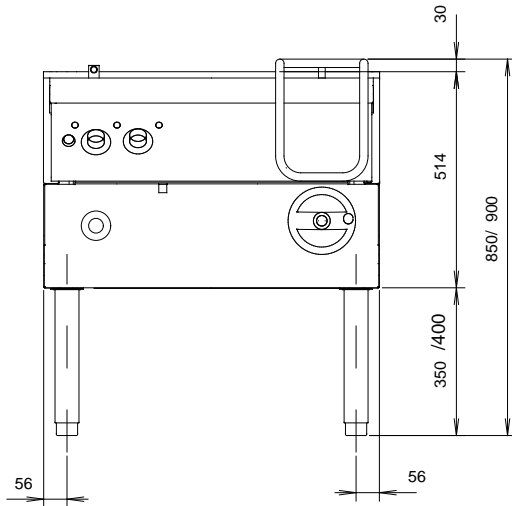
CAMA010

2006-10-27

Subject to change without notice

**Elco 900  
80 litre gas bratt pans**

210301, 210316, 210315, 210302



L	MODELLO/MODEL
800	*BR/G2
1000	*BR/G3

COD. 597814800

CAMA010

2006-10-27

	ZBRTG3M 210301	ZBRTG3S 210302	ZBRTG3MA 210315	ZBRTG3SA 210316
<b>LEGEND</b>				
B - Cold water inlet	3/4"	3/4"	3/4"	3/4"
H - Gas connection	1/2"	1/2"	1/2"	1/2"
I - Electrical connection	230, 1N, 50/60	230, 1N, 50/60	230, 1N, 50/60	230, 1N, 50/60

Subject to change without notice